




# STARTING GUIDE

## Race Committee

This is a brief guide describing the starting sequence for the race committee. Before launching the RC boats please be sure to check that you have the following equipment: Orange mark pump, 3 yellow marks, 1 red starting mark (hippity hop), 4 mark anchors, Mark boat anchor, race results form, pencil or pens, watch, whistle, marker board, dry erase markers, Regatta Pro-Start in box, and the following flags:





Move the pump, marks and mark anchors into the mark boat and head to the course area. Sound a harbor horn as you are exiting the breakwater. The mark boat sets the course while the pontoon boat sets up in the starting area and prepares to start the race. The first warning signal is at 11:30 am on the dot for Saturday Races and 1:30 for Sunday! Make sure to display the course designation prior to the warning signal.

## Regatta Pro-Start Setup



Remove Pro-Start from box and clip horn to canopy. Plug power connection into cigarette lighter. Well before start check sequence as indicated below.

## Check Pre-Set Starting Sequence

Press the "Sequence Select"  button and listen for the beeps. Our standard start is six beeps with a pause and six more beeps. -----




If you do not hear the correct beeps, press and hold the "Sequence Select"  button until the correct sequence is indicated.

## Reset the Regatta Pro-Start

If you need to cancel and restart the sequence press the "Sequence Select"  button and the "Shape Alert"  button together.



## STARTING SEQUENCE WITH REGATTA PRO-START

### 60 seconds before first Warning Signal

Press "Sequence Start"  button (three loud horns will sound) and lower the "Come With-in Hail" flag  



*5-4-3-2-1 beeps will sound starting 5 seconds before Warning Signal*

### At first Warning Signal

Long Horn will Sound – At this time raise the first start Class Flag  

*5-4-3-2-1 beeps will sound starting 5 seconds before Preparatory Signal*

### 4-Minute Gun – Preparatory Signal

Long Horn will Sound – At this time raise the "P" flag  



*3 minutes – 3 beeps will sound*

*2 minutes – 2 beeps will sound*

*1 minute 15 seconds – one long beep*

*5-4-3-2-1 beeps will sound starting 5 seconds before 1 minute gun*





### 1-Minute Signal

Long Horn will Sound – At this time lower the "P" flag  

*15 seconds – one long beep*

*5-4-3-2-1 beeps will sound starting 5 seconds before Starting Gun*

### Starting Signal

Long Horn will Sound – At this time lower the first start class flag   and raise the second start class flag.  

The sequence continues for the next start as shown above. It is not necessary to continue with a rolling start. If desired the committee may restart the sequence with a break between starts.



## STARTING GUIDE CHECK LIST

**Before launching the RC boats please be sure to check that you have the following equipment:**

- Orange mark pump
- 3 Yellow Tetrahedron marks
- 1 red starting mark (hippity hop)
- 4 mark anchors
- Mark boat anchor
- race results form
- pencil or pens
- watch
- whistle
- marker board
- dry erase markers
- Regatta Pro-Start in box

**and the following flags:**

-  Race Committee
-  Thistle Class
-  Flying Scot Class
-  Catamaran Class
-  Laser Class
-  "P" Preparatory
-  Come Within Hail
-  Individual Recall
-  General Recall
-  "N" Abandonment
-  Postponement
-  "S" Shorten Course.
-  "C" Change of Course

**Now move the pump, marks and mark anchors into the mark boat and head to the course area.**